



Convenient access to your workplace benefits

Guardian Anytime makes it easy and convenient to access your benefits online — anytime, anywhere. Services available include:

Access your benefit details

- View, download, and print materials
 - Member vision ID cards
 - Benefit summaries
 - Forms
 - Certificate booklets

Submit and view claims details

- Submit a new claim and check claim status
- Receive email alerts when claims are paid or view information Certificate booklets

Vision provider search

- Find a vision provider

Enroll in and make changes to benefits*

- Update contact information
- Update dependent information



Real-time assistance

Chat with our virtual assistant 24/7 or speak to a live representative about your benefits, claims inquiries, or for help using Guardian Anytime.

Registering is easy!

- 1 Go to guardianlife.com and click on "Log in".
- 2 To register, choose "Register now" and select "Guardian Anytime".
- 3 Select "employee" for yourself or "child, spouse, or partner" for your dependents.
- 4 Complete the self registration process, click "Submit" and you're done.

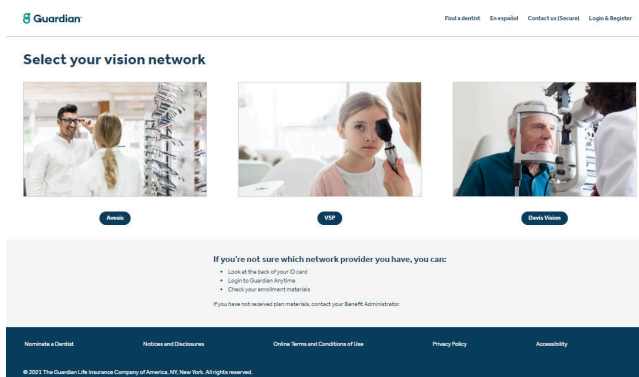


It's easy to find a network vision provider

We are committed to ensuring that you have the tools and resources to get the most from your benefits. This starts with making it easy to find a network provider. Remember, using a network vision provider is one of the best ways to save on important care.

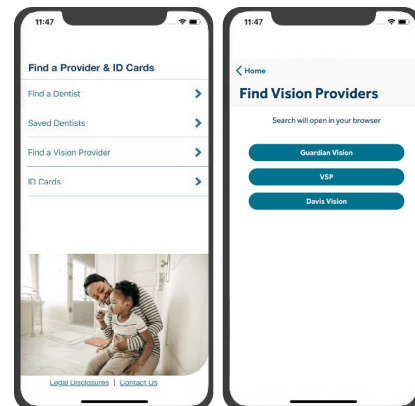
guardianlife.com

- Go to guardianlife.com
- Click "Find a vision provider"
- Select your vision network
- Select plan type
- Enter your search parameters
- Customize your search by distance, specialty, and languages spoken



Find a provider and ID card mobile app

- Search by name or location
- View results on a map and get directions
- View, print or email ID cards for use when scheduling an appointment or visiting a provider



Online or on the go — Guardian makes it easy to find a provider.



The Guardian Life Insurance Company of America
guardianlife.com

New York, NY

Find a vision provider (10/25) NC

Guardian's Vision Insurance is underwritten and issued by The Guardian Life Insurance Company of America, New York, NY. Products are not available in all states. Policy limitations and exclusions apply. Optional riders and/or features may incur additional costs. This policy provides vision care limited benefits health insurance only. It does NOT provide basic hospital, basic medical or major medical insurance as defined by the New York State Department of Financial Services. Plan documents are the final arbiter of coverage. Policy Form No. GP-1-VSN-96-1 et al. GUARDIAN® is a registered service mark of The Guardian Life Insurance Company of America® ©Copyright 2023 The Guardian Life Insurance Company of America.



Completing your Evidence of Insurability online

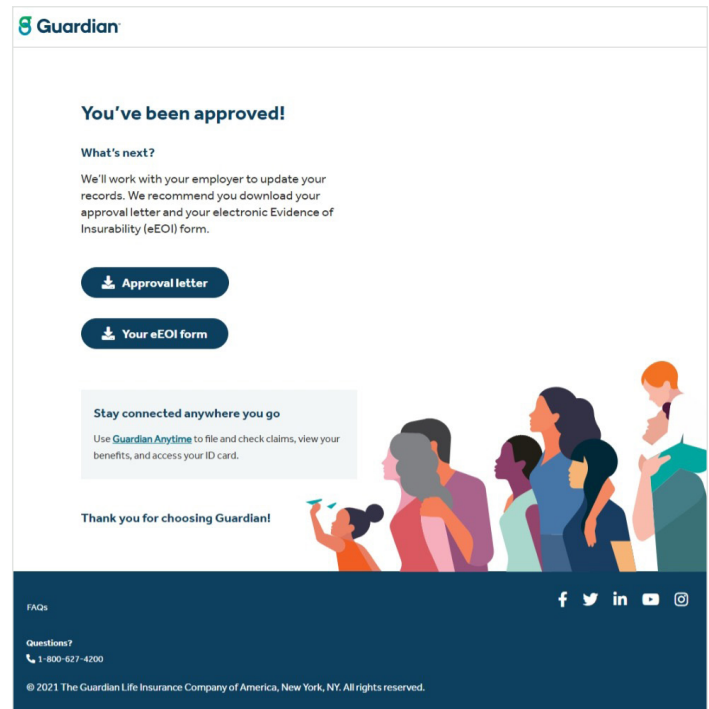
It's simple, secure, and takes just a few minutes

What is Evidence of Insurability (EOI)?

EOI is the part of the insurance application process where you provide information about health conditions for you or your dependents. You may be required to provide EOI to Guardian before your coverage is approved, depending on the amount or type of insurance coverage you want.

How to submit your EOI online:

- 1 You will receive an email or letter sent to your home. Follow the unique link and click "Register" to start the process.
- 2 Choose "Member" then click "I Agree" to the Member Disclosure Statement and complete your profile. You will need your group ID that can be found on your enrollment materials or in the email/letter you received.
- 3 You will receive a confirmation email when your registration is complete. Click the link in the email to visit Guardian Anytime and log in.
- 4 Click the blue banner at the top of the home page to complete your Evidence of Insurability.
- 5 Review and acknowledge the Disclosure Statement and click "Continue."
- 6 Review and confirm your Personal Information and click "Continue."
- 7 Answer the health questions and click "Continue" to complete your risk assessment.
- 8 To complete your EOI, scroll down, click "Yes" to confirm your email address, and that you have reviewed the Electronic Consent Statement, Declarations, and Authorization pages, and confirm your email address.
- 9 Type in the last 4 digits of your Social Security number and your last name to e-sign and click "Submit."



You will receive an automatic update if your request for coverage is approved or if additional review is needed. If additional review is required, Guardian will provide status updates to you via email until a decision is made.

Questions?

Contact your plan administrator or call our Customer Response Unit at 800-627-4200.